

Pick & Carry Cranes

Heavy Duty Lifting & Sh

MC250 Pick & Carry Crane [25.0t x 1.0m]

The GGR Group's MC250 high capacity pick and carry crane raises the bar for lifting with a massive 25 tonne safe working load.

The all electric MC250, a contemporary replacement for the iron fairy crane, can lift 25 tonnes in a 1.0-meter radius, making it the ideal choice for heavy lifting in factories, warehouses, hangars, factories, building sites, and more.

The MC250 pick and carry crane offers an optional searcher hook for further lifting versatility, giving it a total lifting height of 14.8 metres. In order to shorten the turning circle, this crane also has rear hydraulic steering and directional drive motors on the front axle.

Users can extend the reach and radius of the MC250 with the optional jib and extensions. Non-marking tyres and battery operated makes this heavy-duty pick & carry crane a useful option for working in sensitive environments.

An optional radio remote control allows operators the ability to use the MC250 at a distance, with ultimate precision and responsiveness.



Reference Code
MC250



The MC250 Pick & Carry Crane comes with a full colour SLI system

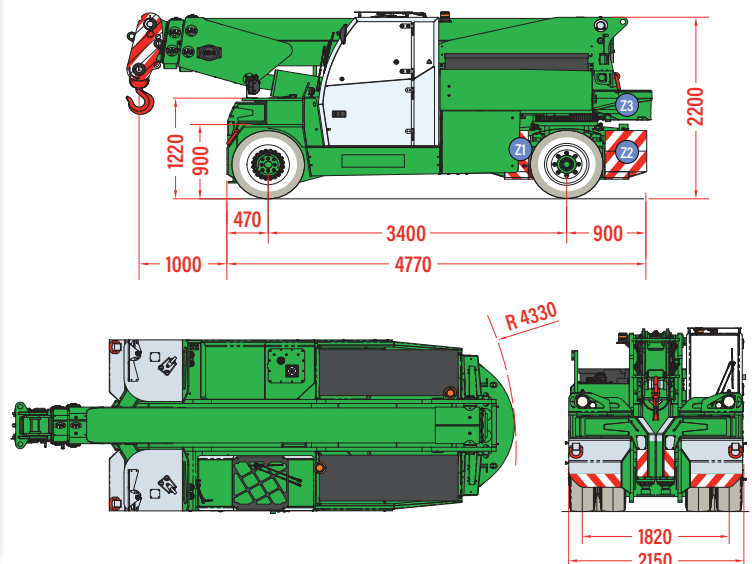


The MC250 Pick & Carry Crane can be fully controlled via radio remote with digital screen

Technical Specification

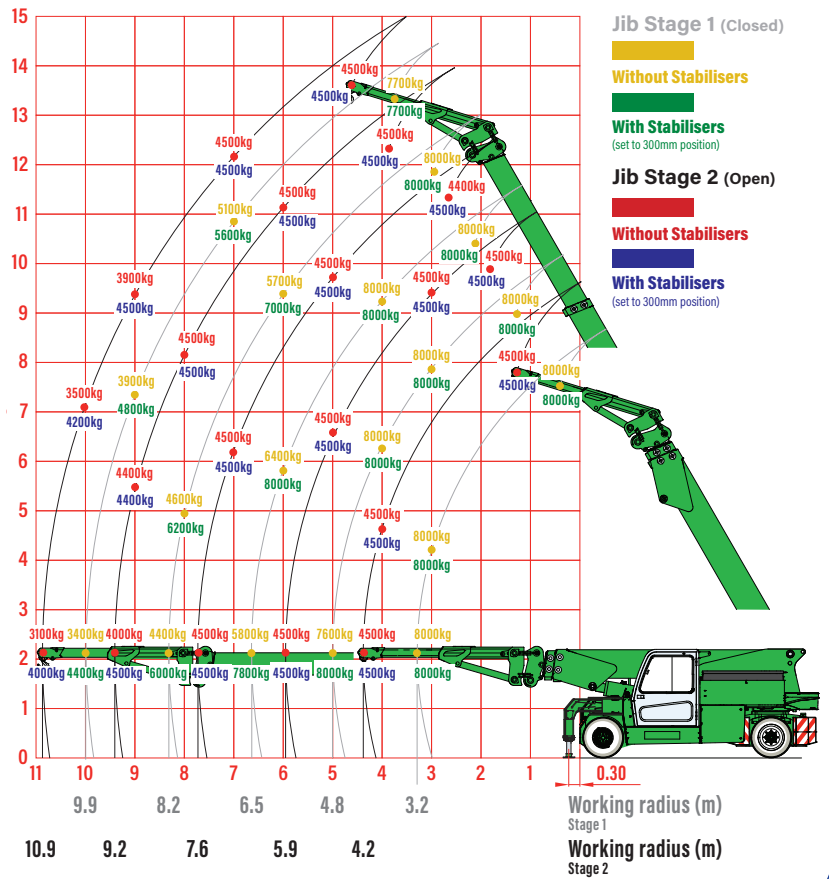
Capacity	25.0t
Maximum working radius	7.7m (hook), 8.9m (manual searcher), 10.9m (hydraulic fly jib)
Maximum lifting height	12m (hook), 13m (manual searcher), 14m (hydraulic fly jib)
Dimensions	5800mm (l) x 2150mm (w) x 2200mm (h)
Weight	28,350kg (with all counterweights and no attachments) 6220kg (total counterweights weight) 2360kg (Z1 & Z2 lower counterweights) 1500kg (Z3 high upper)
Boom length	5.25 - 11.95m
Boom type	3 section box boom (1+2+3 hydraulic)
Derricking angle	-7° to 60°
Steering	Rear hydraulic 180° and directional front
Tyres	2 solid rear, 4 solid front
Drive motors	2 x AC 12kW 96V
Power source	96v 1125Ah rechargeable battery
Battery charger	415v (32amp supply required)
Travel speed	10km/h (Cabin Mode), 4km/h (Radio Remote Mode)
Gradeability	±15° (without load)
Standard equipment	safe load indicator, work lights, strobe lamp, fire extinguisher (powder), 2 x outriggers, reversing alarm, overload warning lamps, tie down/lifting points, anti-cable unwinding, emergency stop button, radio remote control, intelligent throttle, tiltable head and hook, chargers
Optional equipment	25t winch, 15t manual searcher hook, 10t extension, 10t hydraulic jib, 8t hydraulic jib, 12t forks, telemetry, low marking tyres

Technical Data (approx. mm)

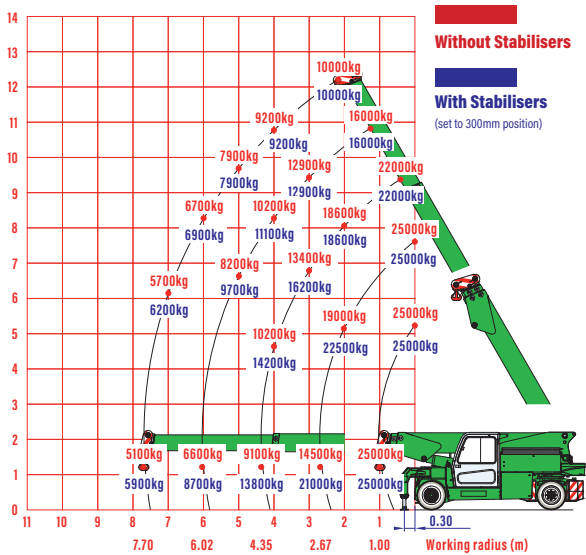




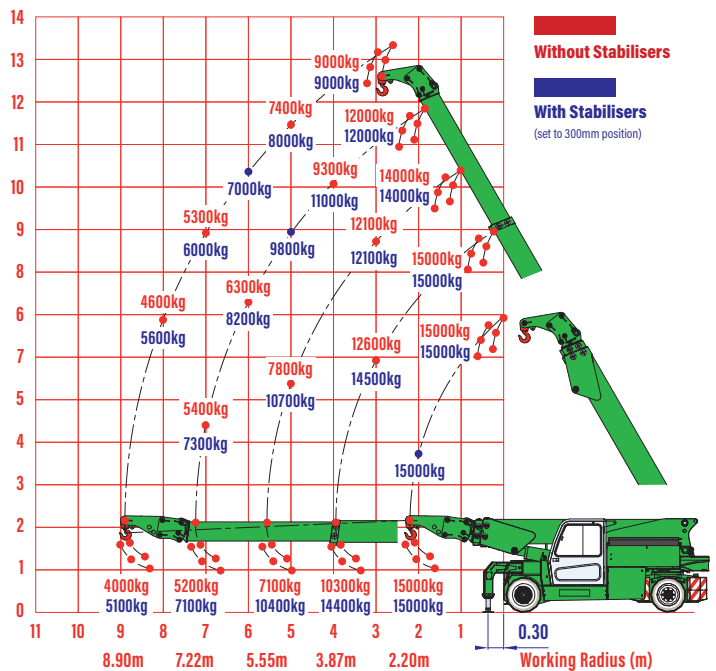
Hydraulic Fly Jib Rated Loads



Main Hook Rated Loads



Manual Searcher Hook Rated Loads



Winch Rated Loads

