

Pick & Carry Cranes

Self-Levelling Pick & Carry

T-Crane 1060 [990kg]

The T-Crane 1060, a revolutionary new pick and carry crane, is incredibly adaptable and can be used on a variety of indoor and outdoor job sites. This innovative machine can be driven on slopes up to 25°, and the self-levelling ability works on slopes up to a 15° angle, giving operators adaptability over rough terrain.

The world's first pick and carry mini-crane with self-levelling technology is powered by either a 300Ah lithium battery pack or, alternatively, a Yanmar diesel engine.

The T-Crane 1060, which has a 7.7m lifting height and a 6.1m maximum working radius, is supplied with a radio remote control as standard and can lift and transport weights up to 990kg.

Equipped with a detachable 1000kg counterweight* to ensure optimum flexibility, the overall weight can be reduced to 2850kg. This makes the T-Crane 1060 simpler to move by trailer or enter job sites with extremely low ground pressure.



The T-Crane 1060 can handle gradients of up to 25° with ease.



Reference Codes

EVO Code: **TCR 1.0 D**

LTH Code: **TCR 1.0 E**



T-Crane 1060 is fully controlled via radio remote

Technical Specifications

Max lifting height	7700mm	
Max moving height	7700mm	
Rotation angle	+/- 110°	
Max working radius	6110mm x 450kg	
Max crane capacity	990kg x 3500mm	
Pick & carry capacity	990kg	
Stowed length w/ counterweight	4320mm	
Stowed length w/out counterweight	4220mm	
Min width in stowed position	1350mm	
Max working width	2450mm	
Min height in stowed position	1910mm	
Longitudinal levelling	+/- 15°	
Lateral levelling	+/- 15°	
Max gradeability	25°	
Max side gradeability	25°	
Drive speed (fast)	2.5km/h	
Security speed	0.3km/h	
Length of winch cable	30m	
Weights	EVO	LTH
Total weight w/ counterweight	3850kg	3910kg
Traffic load w/ counterweight	3.57 kN/m ²	3.63 kN/m ²
Total weight w/out counterweight	2850kg	2910kg
Traffic load w/out counterweight	2.64 kN/m ²	2.7 kN/m ²
Power	EVO	LTH
Engine	3TNM68 Yanmar engine (diesel) 17Hp	Lithium battery pack 300Ah - 48V DC 4kW
Battery charger	-	N°2 20A-48V

Working Modes

Static



Maximum lifting performance

Driving



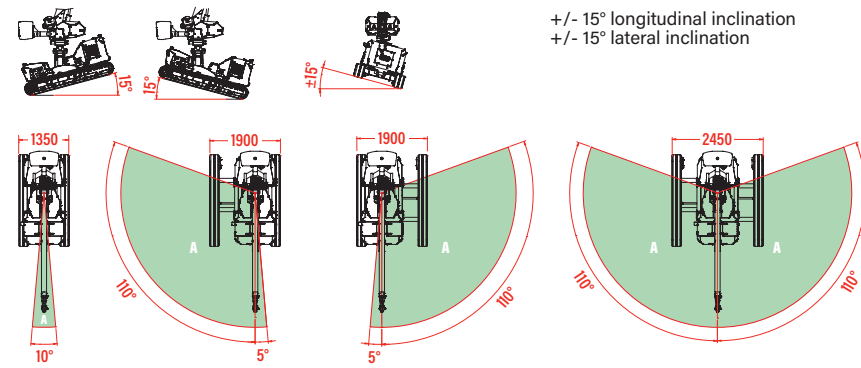
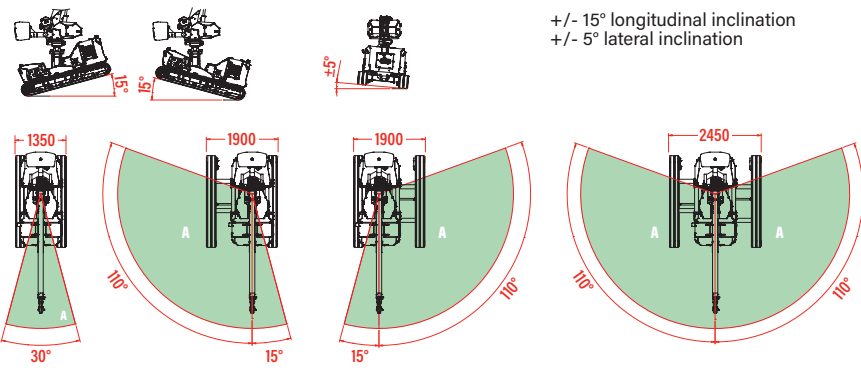
Automatic self-propelled function based on load and outreach



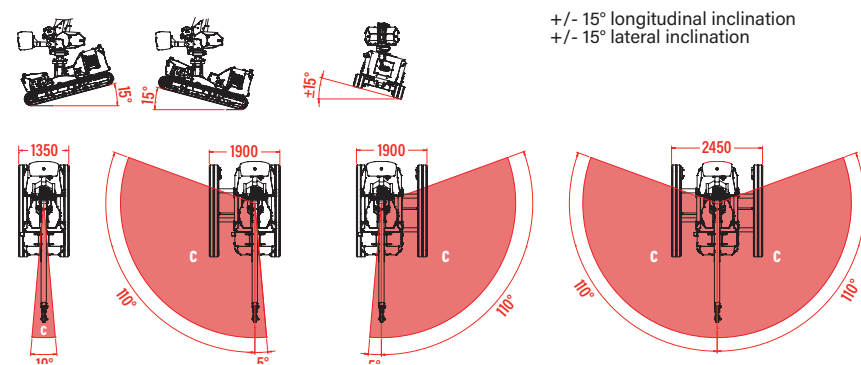
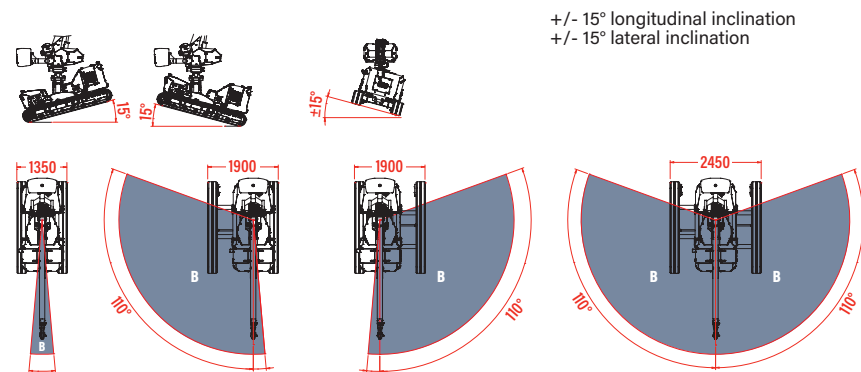
Only working diagram of 990kg (with counterweight)

* Please Note: The maximum capacity when the 1000kg counterweight is removed changes the maximum rated loads when in Working Mode B and C. Please see the Rated Load Charts within this specification for further information.

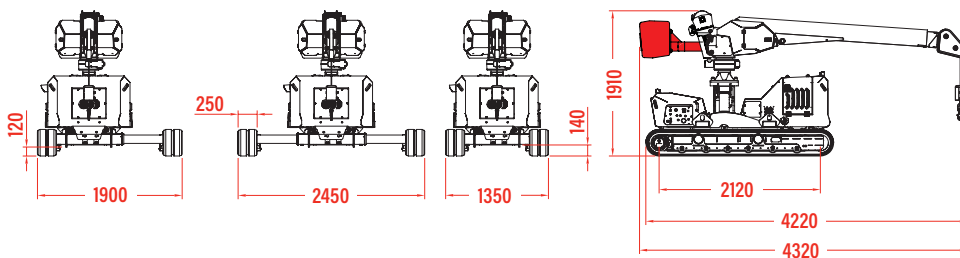
Static Working Diagrams (mm)



Driving Working Diagrams (mm)

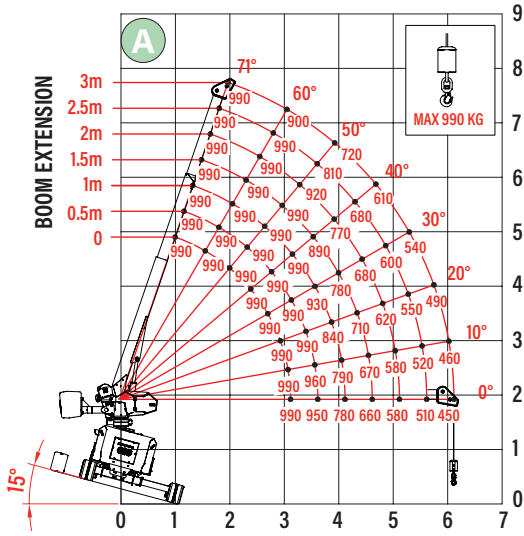
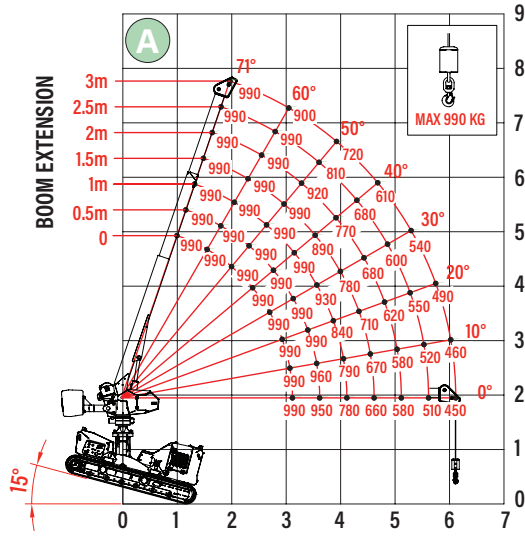


Technical Data (mm)

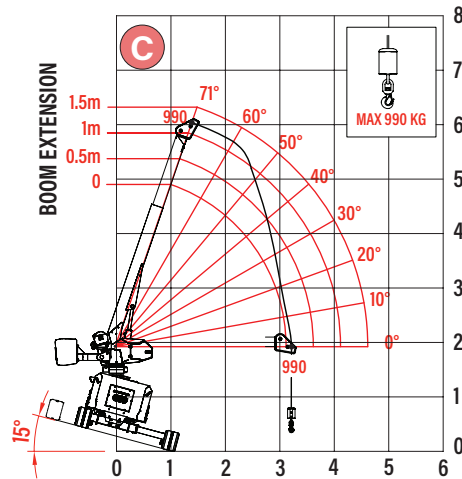
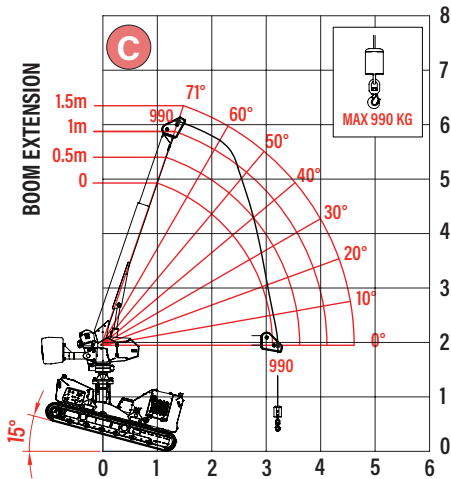
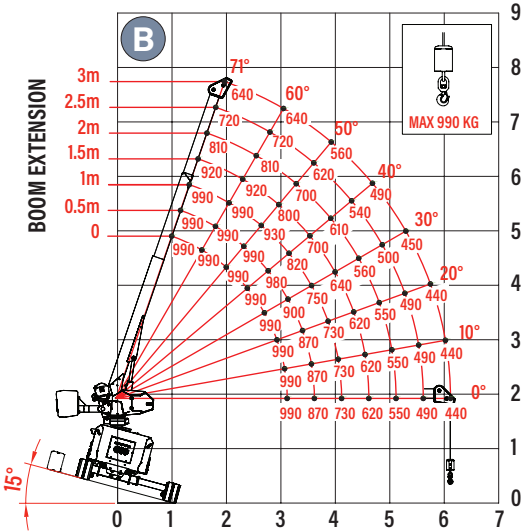
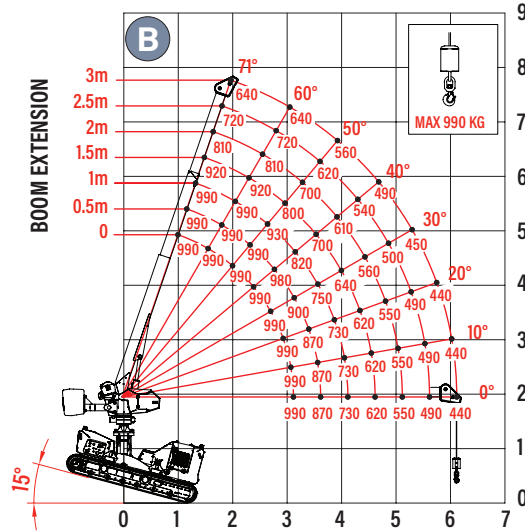


Pick & Carry Cranes

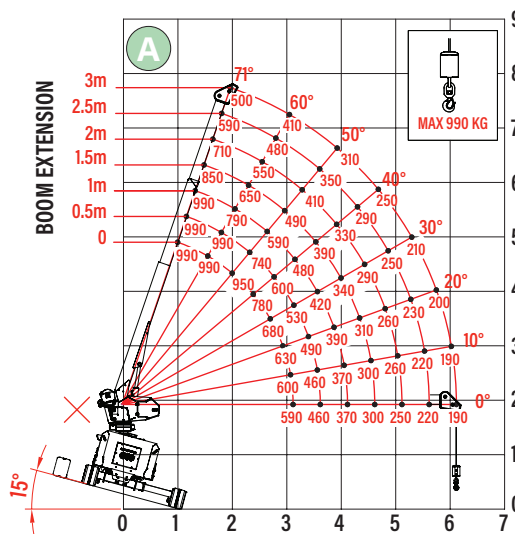
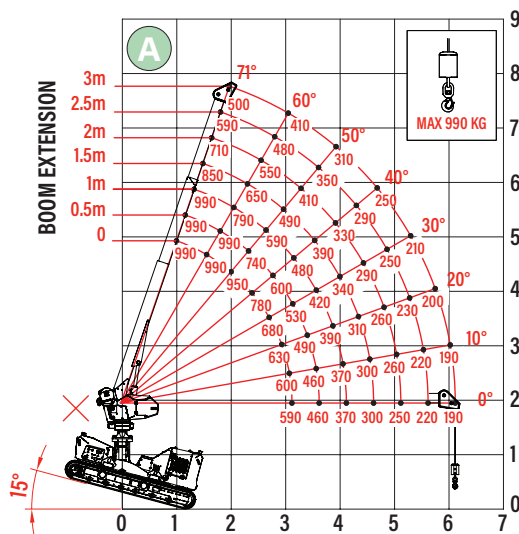
Rated Loads Charts With Counterweights (mm)



Driving working diagrams



Rated Loads Charts Without Counterweights (mm)



Driving working diagrams

